



4th Quarter Conference Call

Investor Presentation

December 16, 2008

Safe Harbor Statement



SPARTECH: FORWARD-LOOKING STATEMENTS

This presentation contains "forward-looking statements" within the meaning of the Private Securities Litigation Reform Act of 1995. "Forward-looking statements" within the meaning of the Private Securities Litigation Reform Act of 1995 relate to future events and expectations, include statements containing such words as "anticipates," "believes," "estimates," "expects," "would," "should," "will," "will likely result," "forecast," "outlook," "projects," and similar expressions. Forward-looking statements are based on management's current expectations and include known and unknown risks, uncertainties and other factors, many of which management is unable to predict or control, that may cause actual results, performance or achievements to differ materially from those expressed or implied in the forward-looking statements. Important factors which have impacted and could impact our operations and results include: (a) further adverse in economic or industry conditions, including global supply and demand conditions and prices for products of the types we produce; (b) our ability to compete effectively on product performance, quality, price, availability, product development, and customer service; (c) material adverse changes in the markets we serve, including the packaging, transportation, building and construction, recreation and leisure, and other markets, some of which tend to be cyclical; (d) further adverse changes in the domestic automotive markets, including potential bankruptcies of one or more of the major automobile manufacturers or suppliers; (e) our inability to achieve the level of cost savings, productivity improvements, gross margin enhancements, growth or other benefits anticipated from our planned improvement initiatives; (f) our inability to achieve the level productivity improvements, synergies, growth or other benefits anticipated from acquired businesses and their integration; (g) volatility of prices and availability of supply of energy and of the raw materials that are critical to the manufacture of our products, particularly plastic resins derived from oil and natural gas, including future effects of natural disasters; (h) our inability to manage or pass through to customers an adequate level of increases in the costs of materials, freight, utilities, or other conversion costs; (i) restrictions imposed on us by instruments governing our indebtedness, the possible inability to comply with requirements of those instruments, and inability to access capital markets; (j) possible asset impairment charges; (k) our inability to predict accurately the costs to be incurred, time taken to complete, operating disruptions therefrom, or savings to be achieved in connection with announced production plant restructurings; (l) adverse findings in significant legal or environmental proceedings or our inability to comply with applicable environmental laws and regulations; (m) adverse developments with work stoppages or labor disruptions, particularly in the automotive industry; (n) our inability to develop and launch new products successfully; (o) possible weaknesses in internal controls; and (p) our ability to successfully complete the implementation of a new enterprise resource planning computer system and to obtain expected benefits from our system.

We assume no duty to update our forward-looking statements, except as required by law.



Building a Solid Foundation and Market Leadership

- Successful Roll Up Strategy
- Critical Mass and Economies of Scale
- Diversity of End Markets
- Broad Expertise – Materials, Processing and Product Capabilities
- Strong and Diversified Customer Base
- Vertical Integration
- Strong Balance Sheet and Cash Flow

Transforming Spartech

- Build Core Strategy
- Develop One Culture / Values
- Enhance Systems / Business Processes
- Optimize Organizational Structure
- Complete Portfolio Review
- Focus on Cash Flow and Deleverage
- Near Term Financial Turnaround

Leveraging Leadership for Growth

- Portfolio Restructuring
- Centralization / Functional Expertise
- Margin Segmentation (Richness of Mix)
- Growth / Technology
- Centers of Excellence
- Strategic Investments

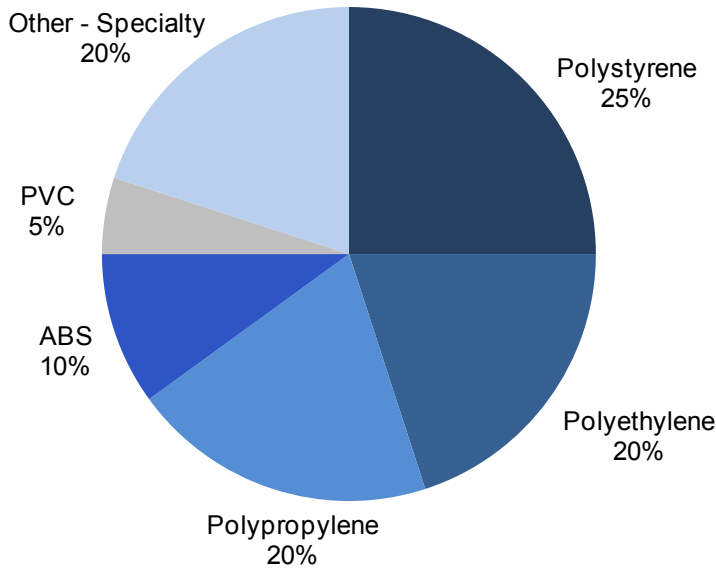
1993 - 2007

Today

2009 Forward

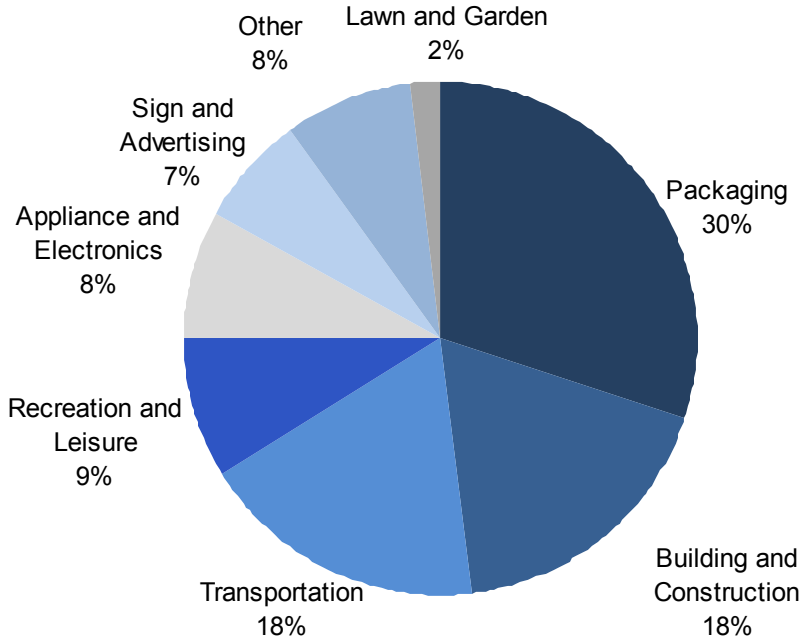


Comprehensive Product Portfolio and Materials Expertise



Source: Estimated mix of sales by basic materials

Diverse End Markets

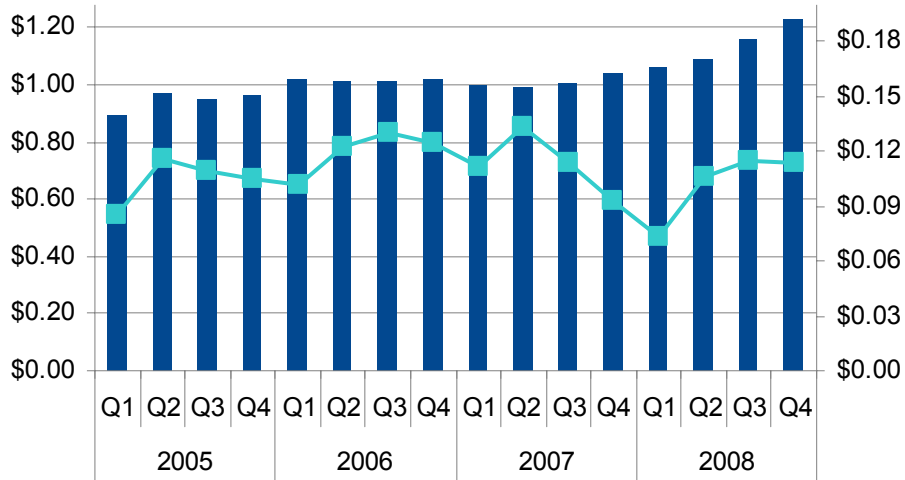


Source: Q4 2008 Actual Consolidated Sales

Gross Margin and Cash Flow Performance



Gross Margin

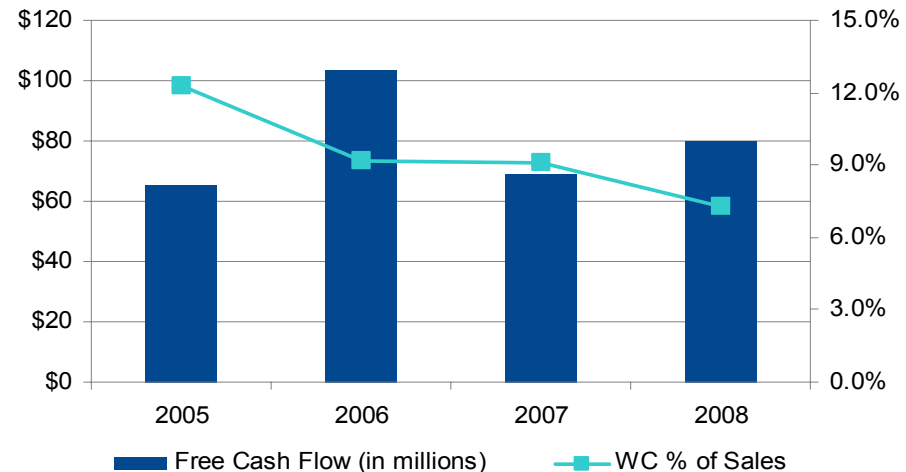


■ Sales (\$/lb) ■ Gross Margin (\$/lb)

- Strong working capital improvements and consistent management
- Completed bank amendment providing greater liquidity and flexibility to support turnaround initiatives
- Solid and steady cash flow performance (Free Cash Flow = Operating CF – CapEX)

- Spartech's margins were adversely impacted in Q4 2007 and Q1 2008; improved commercial practices drove recovery
- Further opportunity to drive improvement with near term turnaround initiatives

Free Cash Flow





Continued Challenges

- Volume in cyclical, durable goods markets continue to be weak
 - Q4 2008 volume was down 21% which was offset by 2% from late 2007 acquisition and increases of 14% from price/mix. Volume declines were primarily from Auto ↓40%, RVs ↓53%, and Bldg & Construction ↓13%
- Raw material has experienced significant cost volatility: sharp increases in Q3 and Q4 2008 and significant declines expected in Q1 2009

Opportunities

- Weak volume provides opportunity to accelerate operational turnaround initiatives and realize substantial cost savings in 2009
- Anticipated lower resin prices should provide opportunities for further margin improvement
- Packaging sector has significant growth potential with overall sector expected to show growth in 2009
- Unique opportunity to improve cost footprint, restructure organization, and enhance commercial practices (margin) without relying on market recovery

Turnaround and Improvement Initiatives



Company-wide initiatives directed at substantial improvements in short/midterm operating profitability and longer term sustainable profit growth....Manage what we can control

- 0-24 month deliverables
- \$50 million in targeted benefits
- Organization redesign and cost reduction
- Portfolio repositioning

- Manufacturing cost and footprint reduction, build low costs manufacturing and cost to serve model (structural plus flex)
- Procurement initiatives
- Margin management, segmentation & business processes across 3 segments

- Working capital initiatives
- Restructure to support growth Initiatives
- De-leverage balance sheet

Near Term Turnaround Initiatives



Initiatives

Manufacturing Cost and Footprint Reduction



- Broad based headcount reduction (\$20M)
- Mankato plant consolidation (\$3M)
- St. Clair consolidation (\$2)
- Further plant consolidations
- Optimize product supply
- Cost footprint network analysis

Margin Management, Segmentation and Processes



- Specific pricing opportunities and account planning
- General pricing policies, contracts, disciplines, and practices
- Managing LTL shipments and customer value
- Other commercial practices and value added services

Procurement Initiatives



- Build a world class procurement organization
- Centralize purchasing organization from 40 plants
- Capitalize on \$1 billion spend
- Consolidate vendors and rationalize product requirements/specs
- Transition from spot buying to strategic partnerships

Near Term Turnaround Initiatives



Initiatives

Organizational Assessment and Restructuring



- Created packaging segment
- Establish new operating leadership and functional operations
- New combined Marketing, Technology, and Commercial Excellence role
- Structural reduction in SG&A spending
- Shared services across Spartech

Working Capital and Cash Flow Management



- Reduce CapEx below \$20 million in 2008
- Maintain or improve working capital as a % of sales below 10%:
 - DSOs < 50 Days,
 - DPOs > 45 Days,
 - Inventory turns > 11









Supplemental

SECTION IV

Leadership Position in Core Businesses



	Custom Sheet and Rollstock	Color & Specialty Compounds	Packaging Technologies
Sales	\$637M	\$414M	\$274M
Market Position	#1	#6	#6
Highlights	<ul style="list-style-type: none"> #1 North American producer of sheet and rollstock Industry's most complete product offering Significant economies of scale Extensive extrusion and polymer processing capabilities 	<ul style="list-style-type: none"> Broad product portfolio and significant materials expertise Broad equipment capabilities Highly specialized / value-added products Provides vertical integration for sheet and packaging divisions 	<ul style="list-style-type: none"> Leader in North America for multi-layer barrier products Significant design and engineering expertise Strong base in rigid thermoforming High value-added oriented, growth market
	 	 	 
	<p>Refrigeration Liners Sign Grade Sheet</p>	<p>Specialty Compounds Noise Reduction Materials</p>	<p>Meat Packaging Snack Packaging</p>

Historical Annual Income Statement

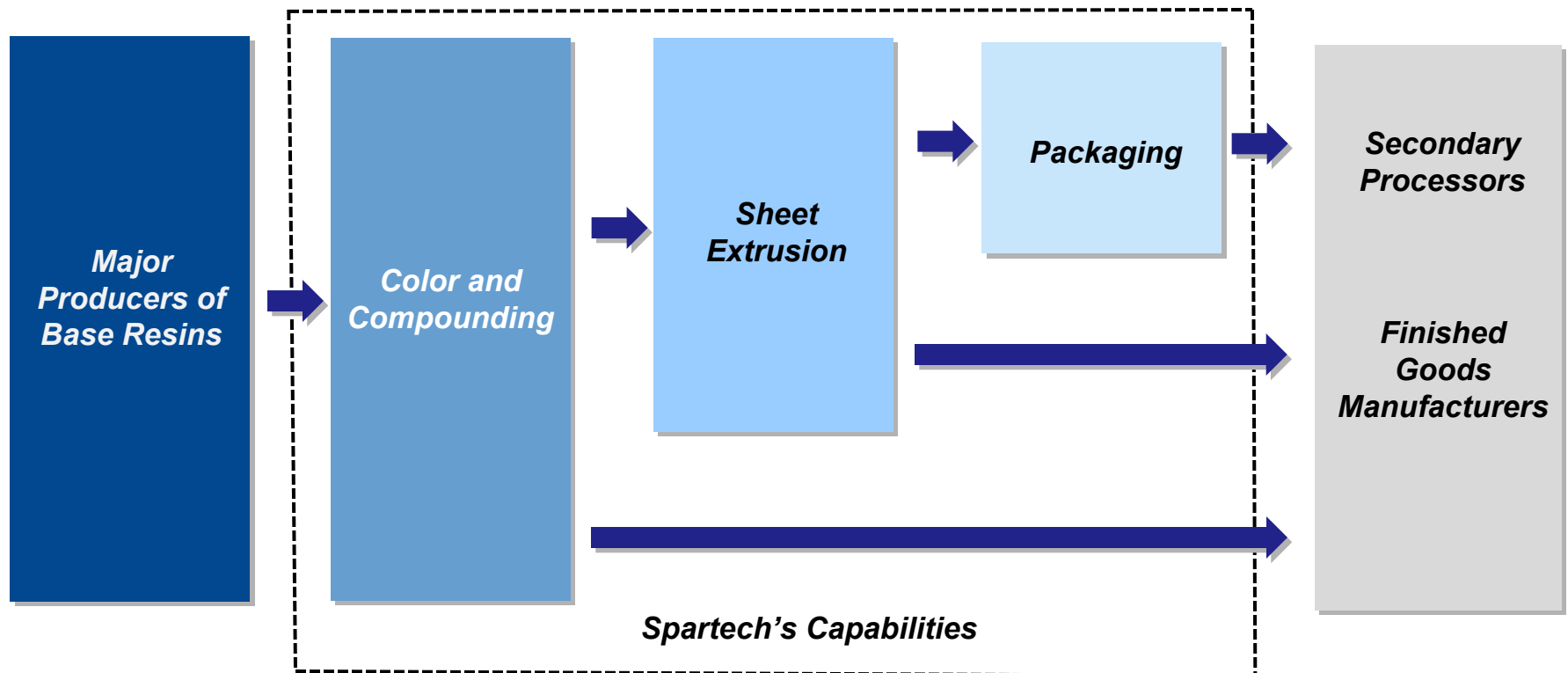


<i>in millions US\$</i>	2003	2004	2005	2006	2007	2008
Sales	\$ 956.2	\$ 1,121.7	\$ 1,396.9	\$ 1,485.6	\$ 1,452.0	\$ 1,398.9
Total Costs	<u>821.1</u>	<u>965.8</u>	<u>1,243.4</u>	<u>1,309.1</u>	<u>1,288.4</u>	<u>1,273.0</u>
Gross Margin	\$ 135.1	\$ 155.9	\$ 153.5	\$ 176.5	\$ 163.6	\$ 125.9
EBITDA (excl. non-recurring)	\$ 111.8	\$ 127.9	\$ 117.3	\$ 137.1	\$ 120.2	\$ 75.3
Net Earnings (excl. non-recurring)	35.2	44.4	32.3	46.5	36.7	6.9
EPS (excl. non recurring)	\$ 1.15	\$ 1.32	\$ 1.00	\$ 1.44	\$ 1.14	\$ 0.23
<hr/>						
Pounds Sold	1,207	1,383	1,472	1,460	1,436	1,236
<i>Per Pound Metrics</i>						
Sales	\$ 0.792	\$ 0.811	\$ 0.949	\$ 1.017	\$ 1.011	\$ 1.132
Gross Margin	0.111	0.113	0.104	0.121	0.114	0.102
<hr/>						
Cash Flow from Operations	\$ 69.5	\$ 31.6	\$ 105.0	\$ 127.5	\$ 104.0	\$ 96.6
Net Capital Expenditures	21.7	35.0	30.1	21.5	34.6	16.7
Free Cash Flow	\$ 47.8	\$ (3.4)	\$ 74.9	\$ 106.0	\$ 69.4	\$ 79.9

Unique Vertical Integration and Value Chain

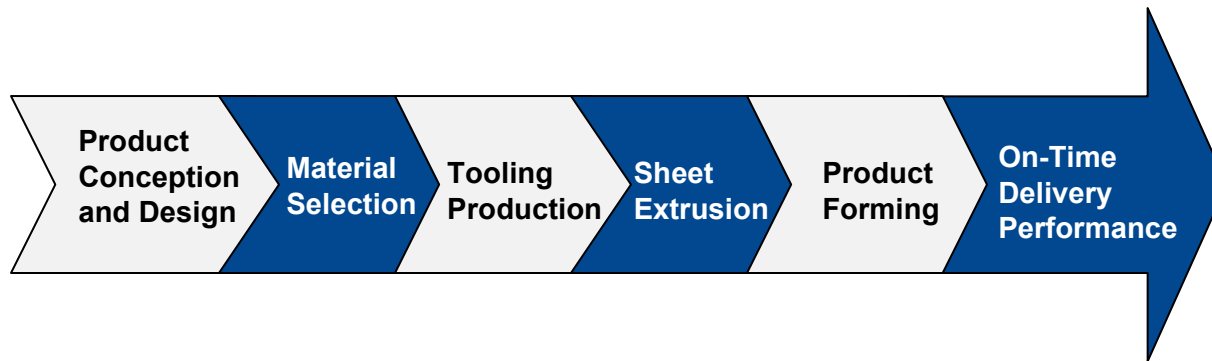


- Significant integrated player in the plastic products value chain
- Expertise in color, compounding, laminating films, and sheet extrusion leads to superior product innovation and design, allowing Spartech to deliver lower total cost while bringing products to market more rapidly
- Vertical integration is a key differentiator, positioning Spartech to service a broad customer base





Spartech retains in-house control of critical success factors including design, prototyping, tool making, extrusion, and supply chain management



Material Development Center

- Proprietary resin and additive formulating capability to create unique finished properties
- Pilot Scale Compounding and processing equipment to meet customers in multiple processing businesses
- Custom color and matching capabilities



Product Development Center

- Broadest material and processing capabilities in the industry
- Full scale equipment capabilities that provide customers with on-site development opportunities
- Award winning design staff with complete analytical capabilities, rapid prototyping and tooling, and CAD and virtual final product rendering



Packaging Technologies Center


- Extruding and forming expertise in many resins and sustainable packaging solutions
- Comprehensive design and engineering focused on customer-specific applications and next-generation products
- Full complement of engineering services for cost-effective, right sized, and creative packaging



Our Vision and Mission

Our Vision:

"To be the leading producer of plastic sheet, compounding and packaging products, known world-wide for the highest standard of quality, cost competitiveness and innovation."



Our Mission:

We will strive to ensure that Spartech is recognized for a value-driven performance culture focused on:

- Being our customers' most valued supplier
- Consistently delivering on our individual and company-wide commitments and thereby generating sustainable and top-tier returns for our shareholders
- The commitment of every employee in the company to continuous improvement in all we do
- Being an innovative company to fuel profitable growth and provide value-added solutions to our customers
- Being a great place for our employees to work and have challenging and rewarding careers

Our Values – One Spartech Culture

- | | |
|---------------------------------|---|
| Safety | Safety is everyone's first responsibility and we are committed to a safe workplace and operating environment |
| Performance Culture | We embrace a performance culture, set challenging goals and deliver on our commitments |
| Customer Satisfaction | We are committed to delighting our customers with the highest level of product quality, value, service and innovative solutions |
| Ethics | We will conduct our business with professionalism and uncompromising integrity |
| Teamwork | We embrace teamwork as a means to achieve our shared goals and maximize our potential |
| Diversity | We value diversity and recognize our people are critical to the company's success |
| Corporate Sustainability | We accept our responsibility for the future through environmentally sound business practices, the development of "green" products and employee participation in the community |