



**Lehman Brothers
CEO Energy/Power Conference
September 5, 2007**

Cautionary Statements



Regulation G Statement

Ameren has presented certain information in this presentation on a diluted cents per share basis. These diluted per share amounts reflect certain factors that directly impact Ameren's total earnings per share. 2006 non-GAAP earnings per share excludes the impact of the severe 2006 storms and 2007 non-GAAP earnings per share excludes the impact of the severe January 2007 storms, the reversal of accruals made in 2006 for low-income energy assistance and energy efficiency program funding commitments in Illinois and the March 2007 Federal Energy Regulatory Commission Order, which retroactively adjusted prior years' regional transmission organization costs. 2007 non-GAAP earnings per share guidance also excludes the impact of the July 2007 agreement among parties in Illinois for comprehensive rate relief and customer assistance. Ameren believes this information is useful because it enables readers to better understand the impact of these factors on Ameren's results of operations and earnings per share.

Forward-looking Statements

Statements made in this presentation, which are not based on historical facts, are "forward-looking" and, accordingly, involve risks and uncertainties that could cause actual results to differ materially from those discussed. Although such "forward-looking" statements have been made in good faith and are based on reasonable assumptions, there is no assurance that the expected results will be achieved. These statements include (without limitation) statements as to future expectations, beliefs, plans, strategies, objectives, events, conditions, and financial performance. In connection with the "safe harbor" provisions of the Private Securities Litigation Reform Act of 1995, Ameren is providing this cautionary statement to identify important factors that could cause actual results to differ materially from those anticipated. In addition to factors discussed in this presentation, Ameren's periodic reports filed with the SEC under the Securities Exchange Act of 1934 contain a list of factors and a discussion of risk factors, which could cause actual results to differ materially from management expectations as suggested by such "forward-looking" statements. All "forward-looking" statements included in this presentation are based upon information presently available, and Ameren assumes no obligation to update any "forward-looking" statements.

Ameren Overview



- Regional electric and gas utility
 - ➔ Missouri regulated generation, transmission and delivery business
 - 1.2 million electric and 125,000 gas customers
 - ➔ Illinois regulated transmission and delivery businesses
 - 1.2 million electric and 840,000 gas customers
 - ➔ Non-rate-regulated generation business

- NYSE-listed under AEE
 - ➔ Market cap. > \$10 billion
 - ➔ Component of the S&P 500



Ameren Service Territory

- AmerenUE
- AmerenCIPS
- AmerenCILCO
- AmerenIP

Investment Highlights



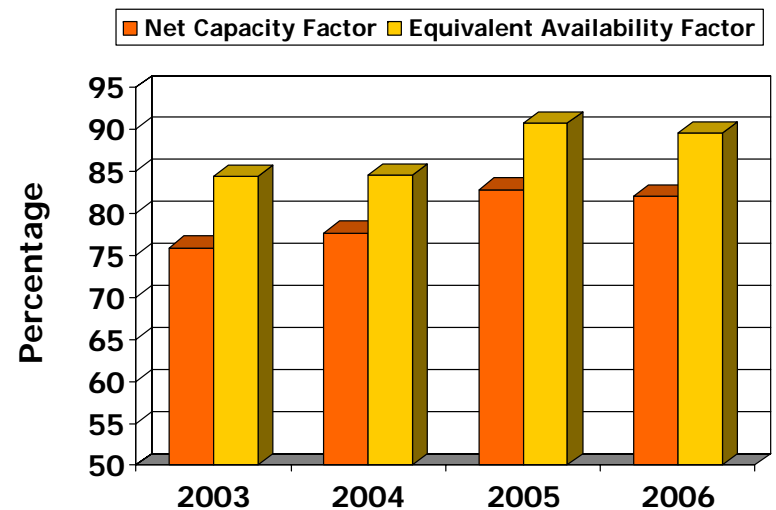
- Focused on the Basics - the generation of electricity, and the distribution of electricity and natural gas
- Top tier dividend yield (~ 5%)
 - ➔ Top 5 in S&P Electric Utilities Index
 - ➔ Top 10 in S&P 500 Index
- Solid total return potential
 - ➔ Opportunities to earn better returns in regulated businesses in the future
 - ➔ Opportunities to improve non-rate regulated generation plant performance
- Strong balance sheet, conservative financial management
 - ➔ Recent credit ratings pressure due to Illinois political situation

Regulated Operations



- Missouri
 - ➔ 9,900 MW generation
 - Low-cost 7,000 MW baseload coal-fired and nuclear fleet
 - ➔ Rates approximately 40% below national average
- Illinois
 - ➔ Legislative settlement
 - ➔ Current rates approximate national average
- Strategic focus
 - ➔ Customer satisfaction
 - ➔ Infrastructure investment
 - ➔ Operational improvements
 - ➔ Cost control
 - ➔ Regulatory/legislative matters

Missouri Regulated Coal-fired Generation



Illinois Settlement

- Comprehensive \$1 billion settlement among key stakeholders. Key provisions include the following:
 - ➔ Ameren Illinois electric customers to receive \$488 million; Ameren will fund \$150 million
 - ➔ Earnings per share will be reduced by approximately 26, 11, 7 and 1 cents per share in 2007, 2008, 2009 and 2010, respectively, as a result of the rate relief package
 - ➔ Current power procurement process will be modified
 - ➔ If legislation is enacted prior to August 1, 2011, freezing or reducing electric rates or imposing a new tax, special assessment or fee on the generation of electricity, then remaining commitments will expire and any funds set aside in support of the commitments will be returned to the contributing utilities and electric generators
- Constructively resolves significant legislative, regulatory and legal uncertainty and avoids potential for significant incremental costs

Illinois Settlement - Swap



- Ameren Illinois utilities entered into a swap agreement with an affiliate to lock-in prices for a portion of power requirements from 2008 through 2012 at relevant market prices

<u>Period</u>	<u>Volume</u>
6/1/08 to 12/31/08	400 MW
1/1/09 to 05/31/09	400 MW
6/1/09 to 12/31/09	800 MW
1/1/10 to 5/31/10	800 MW
6/1/10 to 12/31/10	1,000 MW
1/1/11 to 12/31/11	1,000 MW
1/1/12 to 12/31/12	1,000 MW

- If any of the following events occur, negotiations may be undertaken so as to preserve the economic benefits of the agreement. If unable to negotiate a settlement, the swap agreement may be terminated in 60 to 90 days after the event occurs.
 - a state tax is enacted on electric generation
 - a state or federal tax is enacted on or regulation of greenhouse gas emissions
 - a state law is enacted that eliminates retail electric supplier choice for the residential and small commercial customers

Final Missouri Rate Orders

- \$43 million annual electric rate increase and \$6 million annual gas rate increase
 - ➔ Return on equity of 10.2%
 - ➔ No fuel and purchased power mechanism granted
- Expiration of EEI contract resolved favorably
- Depreciation rates and income tax method were modified
- Annualized pre-tax impact of rate orders approximates \$110 million

Regulated Opportunities

Illinois

- Incremental rate base investment and operating expenditures expected in order to improve reliability
- Earned return on equity is expected to be less than allowed returns on equity due to underrecovery of costs and infrastructure investment (regulatory lag) until additional rate relief granted
- Expect to file electric and gas rate cases by the end of 2007

Missouri

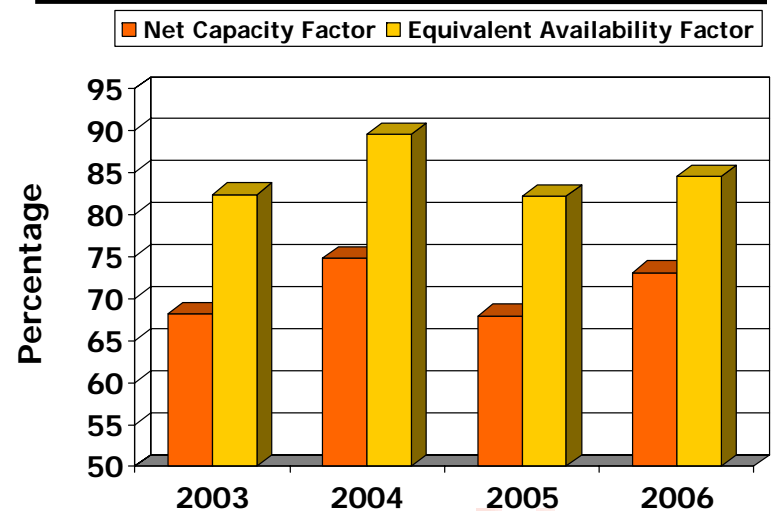
- Incremental rate base investment and operating expenditures expected in order to improve reliability
- Incremental rate base investment also expected for mandated environmental upgrades and potentially new baseload generation in the future
- Earned return on equity is expected to be less than allowed returns on equity due to rising costs and infrastructure investment (regulatory lag) until additional rate relief granted
- Actively evaluating timing of next electric rate case

Non-rate-regulated Generation

- 6,500 MW generation
 - ➔ Low-cost 4,600 MW baseload coal-fired fleet
- Mandated environmental expenditure requirements
- Strategic focus
 - ➔ Investing to improve equivalent availability and capacity factors
 - ➔ Multi-year marketing strategy
 - Targeting to hedge 85-90% of 2008 generation
 - Low-priced legacy contracts expire (~\$36 per Mwhr)
 - MISO Ancillary Services market development
 - ➔ Cost control



Non-rate-regulated Coal-fired Generation



2007 Earnings Guidance

(Issued and effective as of August 2, 2007)



2006 GAAP Earnings per Share	\$ 2.66
2006 Severe storm-related costs	0.26
2006 Non-GAAP Earnings per Share	\$ 2.92
Illinois regulated margins, net	(0.01)
Missouri regulated rates (midpoint)	0.20
Other electric margins	1.28
Fuel costs	(0.28)
Weather	0.09
Callaway refueling outage	(0.09)
Plant maintenance	(0.15)
Distribution system reliability	(0.08)
Labor and employee benefits	(0.16)
Bad debt expense	(0.08)
Depreciation and amortization	(0.08)
Dilution and financing, net	(0.17)
Taum Sauk	0.15
Emission allowance sales	(0.17)
Sale of non-core properties	(0.16)
ICC December 2006 order - contributions	0.05
Other, net	0.01
2007 Non-GAAP EPS Guidance Range ^(a)	\$3.15 - \$3.40
2007 Severe storm-related costs	(0.09)
Illinois settlement	(0.26)
December 2006 IL contribution plan termination	0.05
FERC Order – MISO charges	(0.05)
2007 GAAP EPS Guidance Range ^(a)	\$2.80 - \$3.05

(a) Variances reflect single point estimates, but a range of outcomes could occur around each of these variables.

2007 Segment Guidance

(Issued and effective as of August 2, 2007)




Net Income (in millions)

Missouri Regulated	\$ 305
Illinois Regulated	100
Non-rate-regulated Generation	275
Other	(3)

2007 Non-GAAP Net Income Guidance Range^(a) \$650 - \$705

(a) Ameren's earnings guidance for 2007 excludes costs related to severe January 2007 storms and the impact of the July 2007 agreement among parties in Illinois for comprehensive rate relief and customer assistance and the March 2007 Federal Energy Regulatory Commission Order, which retroactively adjusted prior years' regional transmission organization costs. Segment contributions reflect single point estimates, but a range of outcomes could occur around each segment's earnings.

Q & A



Appendix

Financial

A solid red, curved shape that starts from the bottom left and extends towards the bottom right, resembling a stylized wave or a decorative footer element.

2007 Earnings Reconciliation



	Q2	YTD
2006 GAAP Earnings per Share	\$0.60	\$0.94
2006 Severe storm-related costs	–	0.03
2006 Non-GAAP Earnings per Share	\$0.60	\$0.97
Electric and gas margins	0.26	0.72
Weather (estimate)	0.05	0.10
Fuel prices	(0.05)	(0.08)
Callaway outages	(0.09)	(0.09)
Labor and benefits	(0.02)	(0.08)
Bad debt expense	(0.03)	(0.05)
Depreciation	(0.02)	(0.07)
Dilution and financing, net	(0.04)	(0.08)
Taum Sauk	0.05	0.05
Other	(0.02)	(0.01)
2007 Non-GAAP Earnings per Share	\$0.69	\$1.38
2007 Severe storm-related costs	–	(0.09)
December 2006 IL contribution plan termination	–	0.05
FERC Order – MISO charges	–	(0.05)
2007 GAAP Earnings per Share	\$0.69	\$1.29

Environmental Strategy

(Issued and effective as of August 2, 2007)



- Clean Air Interstate (CAIR) and Mercury Rules expected to require reductions in SO₂, NO_x and mercury emissions over the next 10 years
- Agreement with Illinois EPA for SO₂, NO_x, mercury and fine particulates
- Expected CAIR and mercury rule-related capital expenditures:

(in millions)	2007	2008 - 2011	2012 – 2016	Total
AmerenUE	\$110	\$630 - \$ 830	\$910 - \$1,180	\$1,650 - \$2,120
Genco	110	820 - 1,060	180 - 260	1,110 - 1,430
AERG	100	185 - 240	95 - 140	380 - 480
EEI	10	185 - 240	165 - 220	360 - 470
Total Ameren	\$330	\$1,820 - \$2,370	\$1,350 - \$1,800	\$3,500 - \$4,500

- ➔ Continue to experience rising cost pressures for labor and materials
- ➔ Does not include any expenditures associated with any potential carbon emission control legislation
- Regulated costs (nearly 50%) are expected to be recoverable in rates
 - ➔ Environmental cost recovery mechanism rules being developed in Missouri

Financial Profile

- Conservative financial and operating strategy
- 48% debt/capitalization
- Credit ratings
 - ➔ S&P = BBB-, stable
 - ➔ Moody's = Baa2, stable
 - ➔ Fitch = BBB+, stable
 - ➔ IL credit rating downgrades due to IL political/regulatory uncertainty
- Manageable debt maturities
- Available credit facilities and cash

June 2007	
Debt, net	\$ 6,334 ^(a)
Preferred stock	195
Common equity	<u>6,618</u>
Total capitalization	\$13,147
Debt Maturities	
2007	\$ 52
2008	206
2009	374

(a) Net of cash and notes receivable associated with two capital leases

Illinois Settlement

Illinois Background

- 10-year electric rate freeze and power supply contracts expired at the end of 2006
- AmerenCIPS, AmerenCILCO and AmerenIP (Ameren Illinois utilities) electric delivery service rate increases granted in November 2006
- Power supply auction completed in September 2006
- New electric rates went into effect January 2, 2007
 - ➔ Estimated average annual residential overall increase of 40% to 55%; 60% to 80% for electric heat customers
- Various legislators had supported legislation to roll back and freeze electric rates at 2006 levels as well as to tax Illinois generators. Illinois governor had also expressed support for a rate rollback and freeze.
 - ➔ Enactment of legislation would have had significant operational and financial consequences

Major IL Settlement Terms



- Ameren, Exelon, leaders of the General Assembly, the Office of the Illinois Attorney General and other generators reached an agreement on rate relief and a new long-term power procurement model
 - ➔ Terms of the agreement are set forth in legislation (House Amendment No. 5 to Senate Bill 1592), in a letter to the leaders of the Illinois General Assembly and the Illinois Attorney General, in a release and settlement agreement with the Illinois Attorney General and in funding agreements

- Customer rate relief and assistance programs commitments
 - ➔ Ameren Illinois utilities, Commonwealth Edison and certain Illinois generating companies will fund \$976 million of state-wide rate relief and customer assistance over four years (2007 – 2010) and \$25 million to fund new Illinois Power Agency (IPA)
 - ➔ Ameren Illinois utilities' customers to receive \$488 million
 - Electric bill credits and cash refunds
 - Assistance programs include targeting the special needs of eligible low-income customers, senior citizens and small businesses

Major IL Settlement Terms



- Ameren subsidiaries to fund \$150 million of the package (AmerenCIPS - \$21 million; AmerenCILCO - \$11 million; AmerenIP - \$28 million; Ameren Energy Generating Company - \$62 million; AmerenEnergy Resources Generating Company - \$28 million)

	Total Relief/Assistance to Ameren Illinois Customers (in millions)	Ameren Subsidiaries' Funding ^(a) (in millions)	Ameren Estimated EPS Impact
2007	\$253	\$ 86	26¢
2008	132	37	11
2009	97	25	7
2010	6	2	1
Total	\$488	\$150	45¢

(a) Includes \$4.5 million contribution towards funding of IPA

- If legislation is enacted prior to August 1, 2011, freezing or reducing electric rates or imposing a new tax, special assessment or fee on the generation of electricity, then remaining commitments will expire and any funds set aside in support of the commitments will be returned to the contributing utilities and electric generators

Major IL Settlement Terms



- Current power procurement process will be modified
 - ➔ Current reverse auction process will be discontinued immediately
 - In 2008, utilities will acquire necessary power requirements for June 2008 through May 2009, subject to Illinois Commerce Commission (ICC) review and approval through a request-for-proposal (RFP) process
 - Existing supply contracts will be honored
 - ➔ Creation of IPA to develop procurement plan, design procurement process and buy power for Illinois utilities beginning in June 2009
 - Process will be based on acquiring separate baseload, intermediate and peaking power
 - RFP procurement process with benchmarks as guidelines
 - Third party administrator will be hired by IPA
 - ICC will still review and approve power supply needs, procurement process and procurement results
 - Results of IPA procurement process will be deemed prudent and recoverable in rates
 - ➔ Illinois utilities may lease, or invest in, generation assets, subject to ICC approval

Major IL Settlement Terms



- The Illinois Attorney General will file motions to withdraw all pending litigation and regulatory actions relating to the reverse auction procurement process and the electric space heating marketing activities of the Ameren Illinois utilities
- Other settlement terms
 - ➔ Renewable portfolio standard
 - ➔ Customer classes at 1 MW and above to be declared competitive in 2008 and customer classes at 400 KW and above to be declared competitive no later than 2010. Residential and small commercial classes cannot be declared competitive before 2012
 - ➔ RTO membership allowed through July 2022
 - ➔ Energy efficiency and demand response programs to be implemented, with costs deemed prudent and recoverable
 - ➔ Forgiveness of outstanding customer late payment fees
 - ➔ Accelerated regulatory review reestablished for utility restructurings, including the ability to merge the three Ameren Illinois utilities
 - ➔ Limits for customer cutoffs

Settlement Investor Benefits



- Comprehensive settlement among key stakeholders that addresses short-term rate relief and long-term power procurement issues
 - ➔ Supported by AARP and Citizens Utility Board
- Constructively resolves significant legislative, regulatory and legal uncertainty
 - ➔ Even if rate rollback and freeze legislation had been overturned by courts, operating environment would have remained very challenging
- Eliminates risks associated with bankruptcy filings (both operational and financial) in the event the courts would not have provided timely relief or adequate relief
- Mitigates or eliminates significant potential incremental costs

Settlement Investor Benefits



- No rate caps or revenue deferrals
- No prohibition on ability to file delivery service rate cases
- Greater stability surrounding future power procurement/energy marketplace
 - ➔ Legislature/Illinois Attorney General participation and acceptance
 - ➔ ICC will still play a significant role
 - ➔ Pass-through mechanism for purchased power
 - ➔ Market-based wholesale generation sales can continue
- Hedged open generation position at around-the-clock market prices
- Allows management to continue to focus on strategy implementation and operations

Missouri Rate Orders

Final Missouri Rate Orders

- \$43 million annual electric rate increase and \$6 million annual gas rate increase
 - ➔ Return on equity of 10.2%
 - ➔ No fuel and purchased power mechanism granted – permitted to request again in future
 - ➔ Certain aspects subject to legal appeal
- Expiration of EEI contract resolved favorably
- No rate base disallowances for recent combustion turbine acquisitions
- Callaway and fossil generation plant lives extended – depreciation to be reduced in rates and for financial reporting
- Income tax method changed – reducing income tax expense in rates and for financial reporting
- Regulatory tracking mechanisms for pension and postretirement benefit costs, and SO₂ emission allowance transactions

Missouri Rate Orders

Annual impact of rate orders (in millions, before taxes)

Electric rate increase	\$ 43
Gas rate increase	6
Depreciation rate change	33
Income tax method change	25
SO2 allowance sales	<u>5</u>
Total pre-tax net income effect	\$ 112
Rate effect included in original earnings guidance	\$ 103 ^(a)

(a) Represented an arbitrary midpoint between AmerenUE's and the Missouri Public Service Commission Staff's rate recommendations

- Prior guidance assumed rate change would begin June 1, which was generally consistent with the rate order
 - ➔ Approximately 60% of increase will impact 2007

Major Regulatory Proceedings

Illinois

Web site (<http://eweb.icc.state.il.us/e-docket>)

Case # 06-0070, 06-0071, 06-0072 - Delivery services rate increases
(Rehearing order issued)

Case # 07-0165 – Investigation of rate design

Missouri

Web site (<http://www.psc.mo.gov/efis.asp>)

Case # ER-2007-0002 – Electric rate case (Order issued)

Case # GR-2007-0003 – Gas rate case (Order issued)

Case # ES-2007-0474 – Taum Sauk incident investigation