

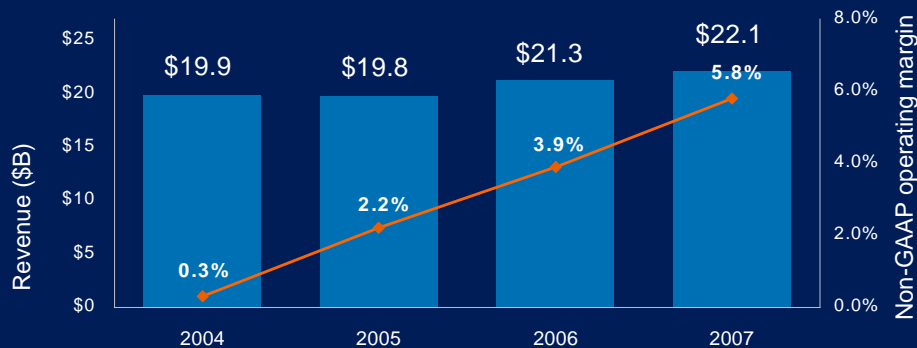
EDS: Accelerating progress

Joe Eazor
Senior Vice President, Transformation
September 15, 2008



EDS: Recent progress, more to do

Revenue and non-GAAP operating margin⁽¹⁾



- Solid financial and operational improvements since 2004
- Significant opportunities remain...lag industry leaders on key metrics
- Leading assets and capabilities from which to build

¹ All non-GAAP operating margins have been adjusted to exclude certain items. A reconciliation of specific adjustments to GAAP results for FY04 to FY07 are provided in the supplemental slides at <http://www.hp.com/investor/focussam2008>

The combination with HP provides the catalyst needed to achieve industry leadership

EDS: Significant IT services capabilities and opportunities for leverage

\$22.1B
2007 revenue

BPO
15%

- Processes >1 billion claims
- Processes 200 million+ customer contacts

Apps
Services
30%

- Manages >1 million software applications
- Manages ~2.6 billion lines of code

ITO
55%

- Manages 300,000 servers
- Supports 3 million+ desktops
- Operates 180+ Data Centers
- Manages 40+ petabytes of storage
- Backs up and protects 300+ petabytes
- Manages 210,000+ mainframe MIPs

Key leverage points

- Deep account relationships with major corporations and governments
- Multi-year outsourcing contracts average ~5 years
- Procure billions in technology spend
- Capital financing opportunity over \$1B

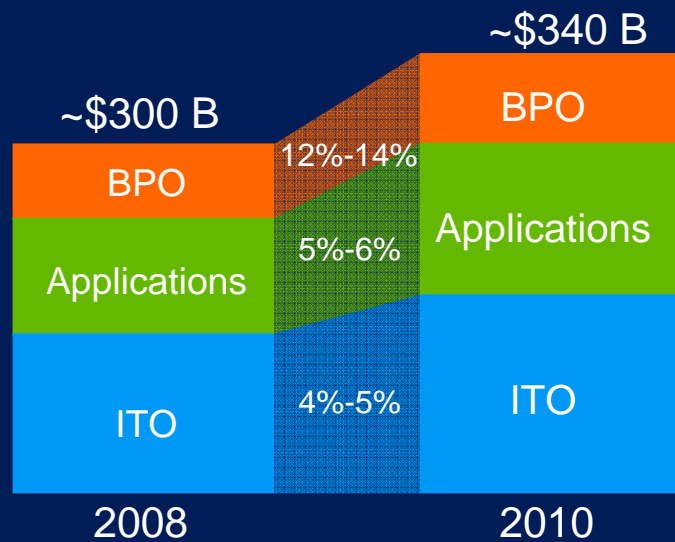
EDS: A recognized leader in IT services

- Application outsourcing, Europe (“Top Ranking” Ovum, '08)
- Application management (ranked #2 by NelsonHall '08)
- Application management (ranked #4 Worldwide by IDC, '07)
- SOA strategy and platform (recognized by IDC and Forrester)
- Offshore capabilities (significantly improved ratings; Forrester & Gartner)


- Storage services (Magic Quadrant by Gartner, '08)
- Help desk outsourcing, N. America and western Europe (Magic Quadrant by Gartner, '08)
- Desktop outsourcing, North America (Magic Quadrant by Gartner, '08)
- Data Center Services, N. America and western Europe (Magic Quadrant by Gartner, '07)
- Remote infrastructure management, European Wave (Forrester, '07)
- Global IT infrastructure outsourcing, Wave (ranked #1 by Forrester, '07)

HP + EDS: Well positioned in a large and attractive market

EDS total addressable market⁽¹⁾
CAGR of 5-6% 2008-2010



Total IT Services
2007 estimated market share⁽¹⁾



1. HP internal analysis



HP + EDS: What is different for EDS?

Financial capacity, operating
scale and consolidation...
accelerates cost reductions

Operational, financial and
integration discipline...
drives realization of synergies

HP R&D investments, technology
products and expertise...
enhances offerings and
delivery capabilities

Market presence, sales coverage
and breadth of customers...
increases addressable market and
share of wallet opportunities



HP + EDS: Value proposition

Cost competitiveness

- Automation, standardization
- Global delivery, optimum geo mix
- Scale leverage

Best-in-industry solutions

- Technology and delivery flexibility
- Optimized portfolio...“full stack” solutions
- Leverage HPFS, other HP services

Market breadth and depth

- Global market presence and extensive sales coverage
- Deep account management, client relationships and deal pursuit capabilities

Unparalleled service delivery

- Innovation delivered
- Zero outages focus
- Vertical expertise and best practices globally



HP + EDS: Positive early response

>75% of customers surveyed were positive,
less than 1% were negative

Enthusiastic employee response

Executing detailed integration roadmap

