



EAGLE ROCK
ENERGY PARTNERS

Commodity Hedging Overview

November 19, 2008

The following information is current as of November 19, 2008. Eagle Rock plans to provide updates to this information whenever material changes are made to its commodity derivative portfolio.

Disclosure Regarding “Forward-looking Statements”



The material that follows may include “forward-looking statements” within the meaning of Section 27A of the Securities Act of 1933, as amended, and Section 21E of the Securities Exchange Act of 1934, as amended. All statements, other than statements of historical facts, included in this material that address activities, events or developments that the Partnership expects, believes or anticipates will or may occur in the future are forward-looking statements. These statements are based on certain assumptions made by the Partnership based on its experience and perception of historical trends, current conditions, expected future developments and other factors it believes are appropriate under the circumstances. Such statements are subject to a number of assumptions, risks and uncertainties, many of which are beyond the control of the Partnership, which may cause the Partnership’s actual results to differ materially from those implied or expressed by the forward-looking statements. For a detailed list of the Partnership’s risk factors, please consult the Partnership’s Form 10-K, filed with the Securities and Exchange Commission for the year ended December 31, 2007, and the Partnership’s Forms 10-Q, filed with the SEC for subsequent quarters.

Table of Contents



- **Hedging Objectives**
 - **Hedging Processes and Controls**
 - Risk Management Policy
 - Risk Management Committee
 - Internal Controls
 - **Hedging Methods**
 - Commodities Hedged
 - Quantities Hedged
 - Types of Derivatives Used
 - **Special Issues**
 - Use of Cross-commodity Hedges
 - Midstream Segment's Short Natural Gas Position
 - **Derivative Portfolio**
 - **Settlement Sensitivity Curves**
-

Hedging Objectives



- **Eagle Rock’s primary business objective is to manage its assets to create stable and growing distributions to its unitholders.**
- **Eagle Rock’s management recognizes that commodity price volatility can cause significant changes in distributable cash flow, and these changes can affect our ability to achieve our distribution objective.**
- **Therefore, Eagle Rock’s management has concluded that it is appropriate for Eagle Rock to engage in non-speculative hedging activities to reduce the impact that future changes in commodity prices might have on distributable cash flow.**
- **Eagle Rock’s management has also concluded that it is necessary to hedge a substantial portion of its expected future production in order to meaningfully reduce its future distributable cash flow volatility.**
- **Eagle Rock recognizes, however, that hedging 100% of its future expected production would be imprudent. It generally limits its hedging levels to 80% of expected future production (excluding the special case of natural gas and ethane), although hedging at this level does not eliminate all of the volatility in our distributable cash flow. The reason for hedging at this level is that Eagle Rock wants to avoid a situation where a loss of production would put it in an “over-hedged” position.**

Hedging Processes and Controls

Risk Management Policy



- **Eagle Rock has a Risk Management Policy that has been approved by its Board of Directors and is amended from time to time.**
- **The Risk Management Policy addresses the following –**
 - Management’s authority to conduct hedging activities,
 - The establishment and responsibilities of the Risk Management Committee,
 - Allowable hedging levels, including the maximum amount of hedging that can be conducted in a single quarter,
 - Prohibition against speculation, and
 - Requirement to provide quarterly reporting to the Board of Directors.

* Throughout this presentation, “Board of Directors” refers to the Board of Directors of the general partner of the general partner of the Partnership.

Hedging Processes and Controls

Risk Management Committee



- **The Risk Management Committee is currently comprised of the following –**
 - Chief Executive Officer
 - Chief Financial Officer
 - Senior Vice President, Corporate Development
 - Senior Vice President, Technical Evaluations
 - Senior Vice President, Midstream
 - Senior Vice President, Chief Compliance Officer, Secretary and General Counsel
 - Vice President, Marketing
 - Vice President, Investor Relations and Treasurer
 - Vice President, Financial Reporting

- **The Risk Management Committee has a regular monthly meeting, but also holds additional meetings as needed.**

- **The Risk Management Committee is the forum where hedging transactions are evaluated and discussed. The committee also draws on the expertise of other Eagle Rock employees and third party consultants.**

Hedging Processes and Controls

Internal Controls



- **Eagle Rock maintains extensive internal controls to ensure the proper execution, valuation and reporting of derivative transactions.**
- **As part of these controls, Eagle Rock has segregated various duties:**
 - Hedging recommendation – Risk Management Committee
 - Trade execution – SVP, Corporate Development
 - Trade witnessing and entry – 3d party risk management consultant
 - Valuation – VP, Financial Reporting
 - Settlement – VP, Treasurer
- **Eagle Rock uses the Kiodex system to record and value derivative positions.**
- **In addition, Eagle Rock’s internal and external auditors routinely test various hedging-related controls.**
- **The Board of Directors establishes the maximum hedging levels and the maximum amount of hedging that can be conducted in a given quarter. These limits can be exceeded with Board approval, however.**
- **The Audit Committee of the Board of Directors and the full Board receive a hedging update each quarter at their regular meetings.**
- **In practice, all large hedging transactions are discussed with the Board of Directors, even if the Risk Management Policy does not specifically require it.**

Commodity Hedging Methods

Quantities Hedged



- **Eagle Rock bases its volumes available for hedging on its expected future production.**
- **For the Upstream and Minerals businesses, the expected future production is derived from the proved reserves.**
 - The proved reserves quantities are adjusted downwards to account for price-dependent expenses and revenue reductions.
 - Specifically, they are reduced to account for the volumes needed to pay state severance taxes and to make the Exxon Retained Revenue Interest payments (see SEC filings for more information on the Exxon Retained Revenue Interest).
- **For the Midstream business, the volumes available for hedging are based on the expected future production of the wells currently flowing to our processing plants, plus additional volumes that we expect to receive from future drilling.**
 - Eagle Rock's expectations for volumes from future drilling are based on information it receives from the operators and its historical observations.
 - To these projections, it applies various contract terms to determine its equity share of the commodities.
- **In the cases where one commodity is hedged with a closely-correlated commodity (which Eagle Rock calls "cross-commodity hedging"), such as using crude oil to hedge natural gas liquids, Eagle Rock converts the expected volumes of the underlying commodity to equivalent volumes of the hedged commodity.**
 - The conversions are based on the linear regression of the prices of the two commodities observed during the previous 36 months.

Commodity Hedging Methods

Types of Derivatives Used



- Eagle Rock generally uses put options, costless collars, and fixed price swaps to achieve its hedging objectives. There are other hedging strategies that use more than two options; however, Eagle Rock is not currently utilizing these more complex strategies.
- Put options provide price protection below the strike price, while maintaining exposure to higher future prices. They require the payment of a “premium” which may or may not be recovered, depending on future prices.
- Costless collars are a hedging strategy that uses two options: a long put and a short call. The put establishes a “floor” price and provides downside price protection. The call has a higher strike price than the put, and is sold to offset the cost of the put. The call limits exposure to future prices that exceed its strike price, however. Between the two strike prices, the owner of the position is exposed to changes in prices.
- Fixed price swaps provide the swap holder with a fixed price, regardless of future prices.
- Eagle Rock considers its expected future production, its current hedge portfolio, current forward pricing, quoted option prices, and other factors to determine which types of derivatives to use at a given time.

Special Issues

Use of Cross-commodity Hedges



- **When applicable, Eagle Rock has hedged its future volumes with derivatives that are based on the same commodity. In some cases, however, Eagle Rock believes it is better to hedge future changes in the price of one commodity with a derivative of another commodity. Eagle Rock refers to these as “cross-commodity” hedges.**
- **Eagle Rock often hedges the changes in future NGL prices (propane and heavier) using crude oil hedges. It has adopted this practice based on the following observations:**
 - Historically, NGL prices have been highly correlated to crude oil prices.
 - NGL forward prices are often quoted at a discount to crude oil forward prices. In some instances, depending on the NGL component and the time period, the discounts can be very significant and unattractive.
- **Eagle Rock also uses natural gas hedges to hedge a portion of its expected future ethane production.**
 - The rationale for this practice is that the forward curve for ethane is often severely discounted from current prices. Also, natural gas prices provide support to ethane prices because in many processing plants ethane can be recombined with the residue gas stream and sold as natural gas.
 - For the purpose of determining the volumes of ethane available to hedge with natural gas, Eagle Rock uses the thermal content of ethane (measured in mmbtu/gallon).

Special Issues

Midstream Business Short Natural Gas Position



- Eagle Rock's Midstream business has a long and a short physical position in its expected future natural gas production streams.
- The long position is derived from its "percent-of-proceeds" contracts. Under these agreements, Eagle Rock keeps a percentage of the residue gas and natural gas liquids that are sold from the plants it owns.
- The short position is derived from its "keep-whole" and "fixed-recovery" processing contracts. Under these arrangements, Eagle Rock keeps all of the natural gas liquids it extracts from the gas stream that producers deliver to us, but it must pay the producers for the shrinkage that occurs to their gas stream as a result of processing.
- The gas streams that are processed under percent-of-proceeds and keep-whole arrangements are generally independent of each other. Therefore, as the performance of wells changes, and as Eagle Rock acquires new sources of supply for processing, the expected future volumes of the long natural gas and short natural gas positions can change.
- These changes, combined with the long natural gas position in our Upstream and Minerals segments, can result in changes to Eagle Rock's exposure to changes in natural gas prices.
- Including the effect of its natural gas hedge position, Eagle Rock attempts to maintain a small, net long natural gas position.

Derivative Portfolio



-
- Eagle Rock has prepared a summary of its commodity derivative portfolio as of November 1, 2008.
 - In some cases, Eagle Rock entered into transactions to offset previous transactions. In the cases where the offsetting transaction was an exact match to the original transaction (i.e., same underlying, quantity, time period and strike price), neither the original nor the offsetting transaction are shown.
 - Most of Eagle Rock's derivative transactions have a constant quantity each month, but a few do not. On the following table, for those that have varying monthly quantities, the average monthly quantity is shown. These values are highlighted in bold italics.

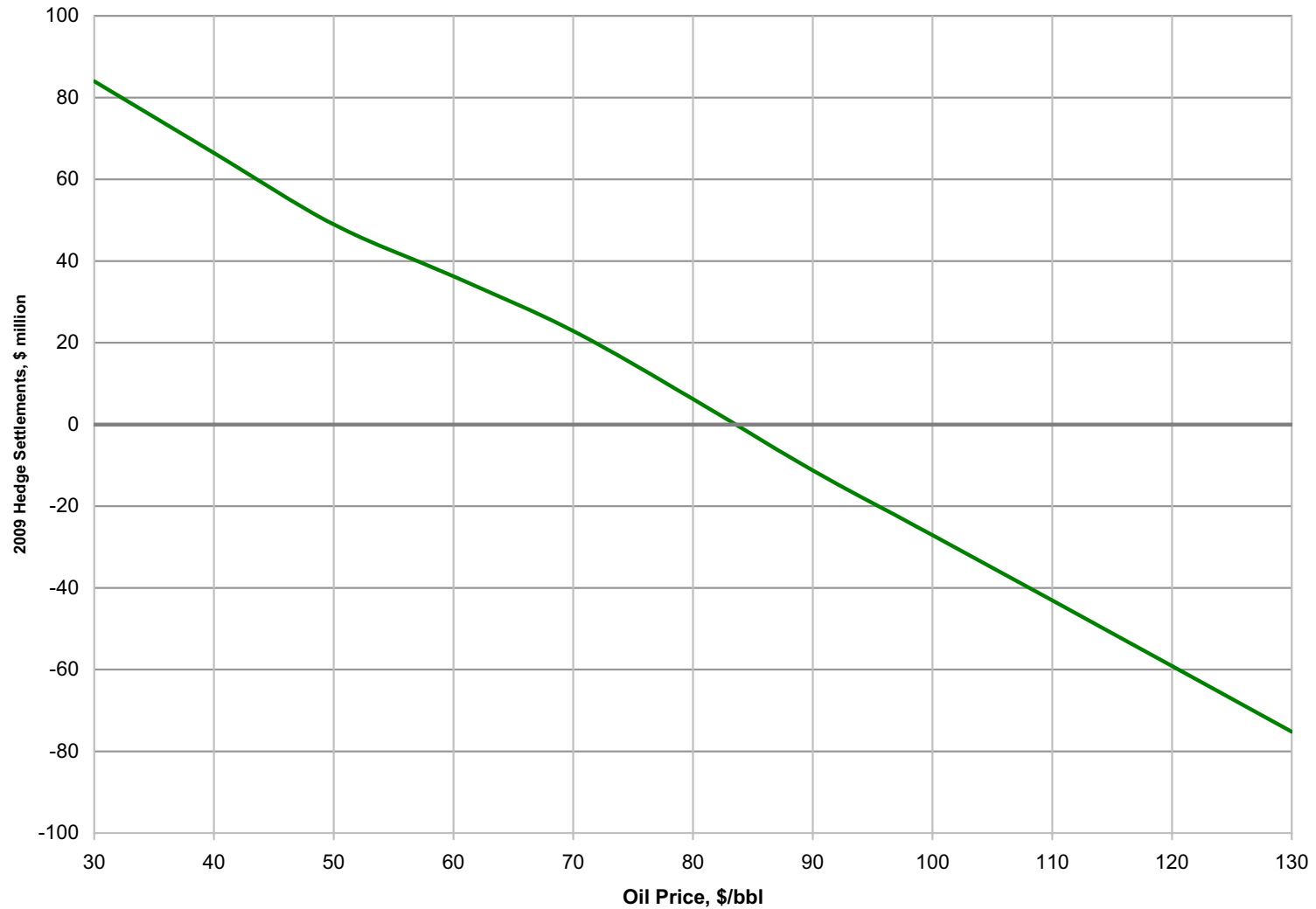
2009 Hedge Settlement Sensitivity Curves



-
- Eagle Rock has prepared several curves that illustrate the settlements that would be received in 2009 under various assumed future prices, given its current commodity hedge portfolio.
 - The curves are presented by underlying commodity.
 - For each curve,
 - the settlements are shown on the Y-axis in \$ millions.
 - The assumed future prices are shown on the X-axis. To calculate the settlements, it was assumed that these prices were constant for the entire calendar year.
 - The curves **do not** reflect the revenues derived from the sale of the underlying physical commodities.

2009 Crude Hedge Settlements

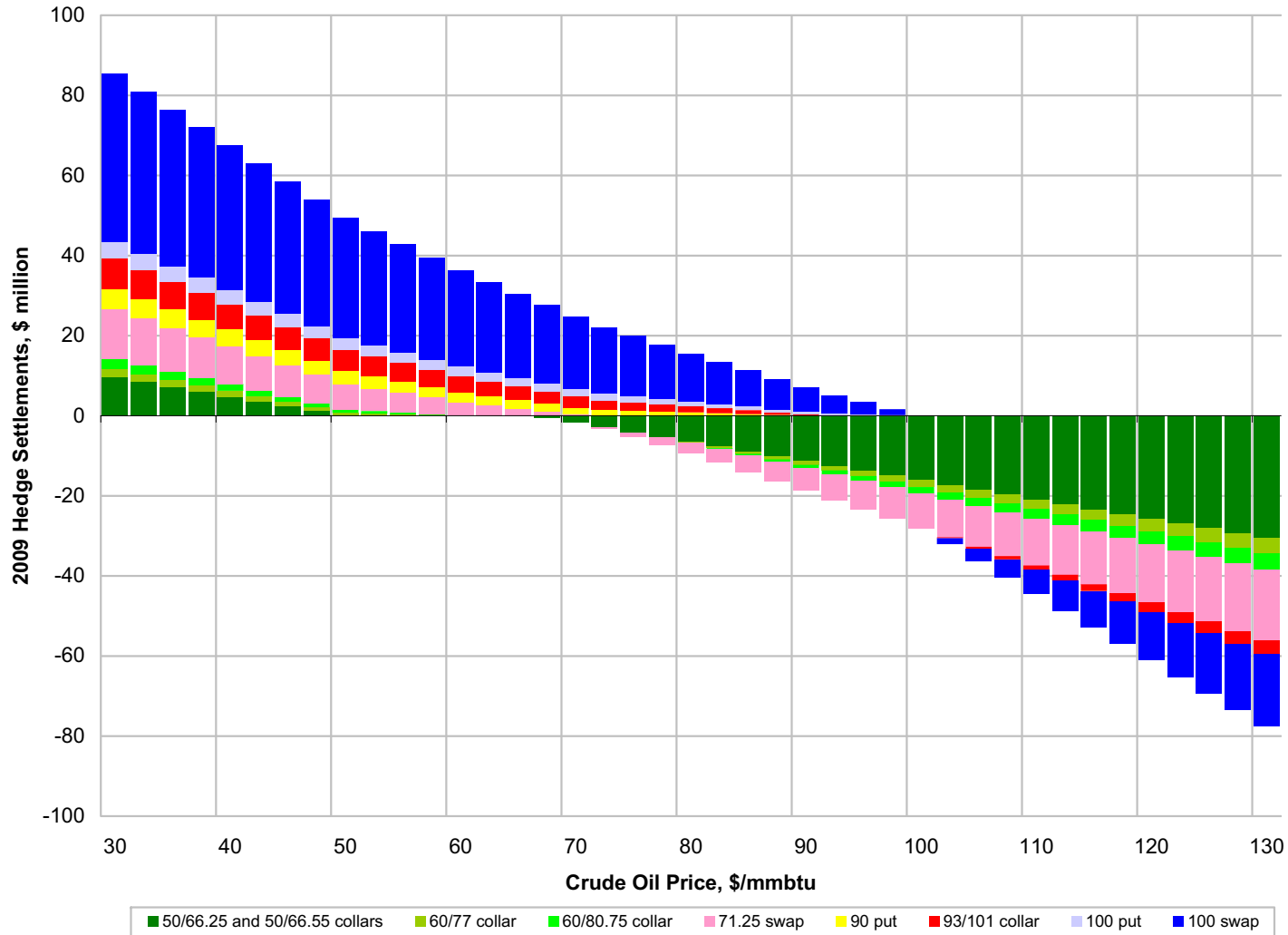
Assumes flat prices



As of November 19, 2008

2009 Crude Hedge Settlements - Detailed

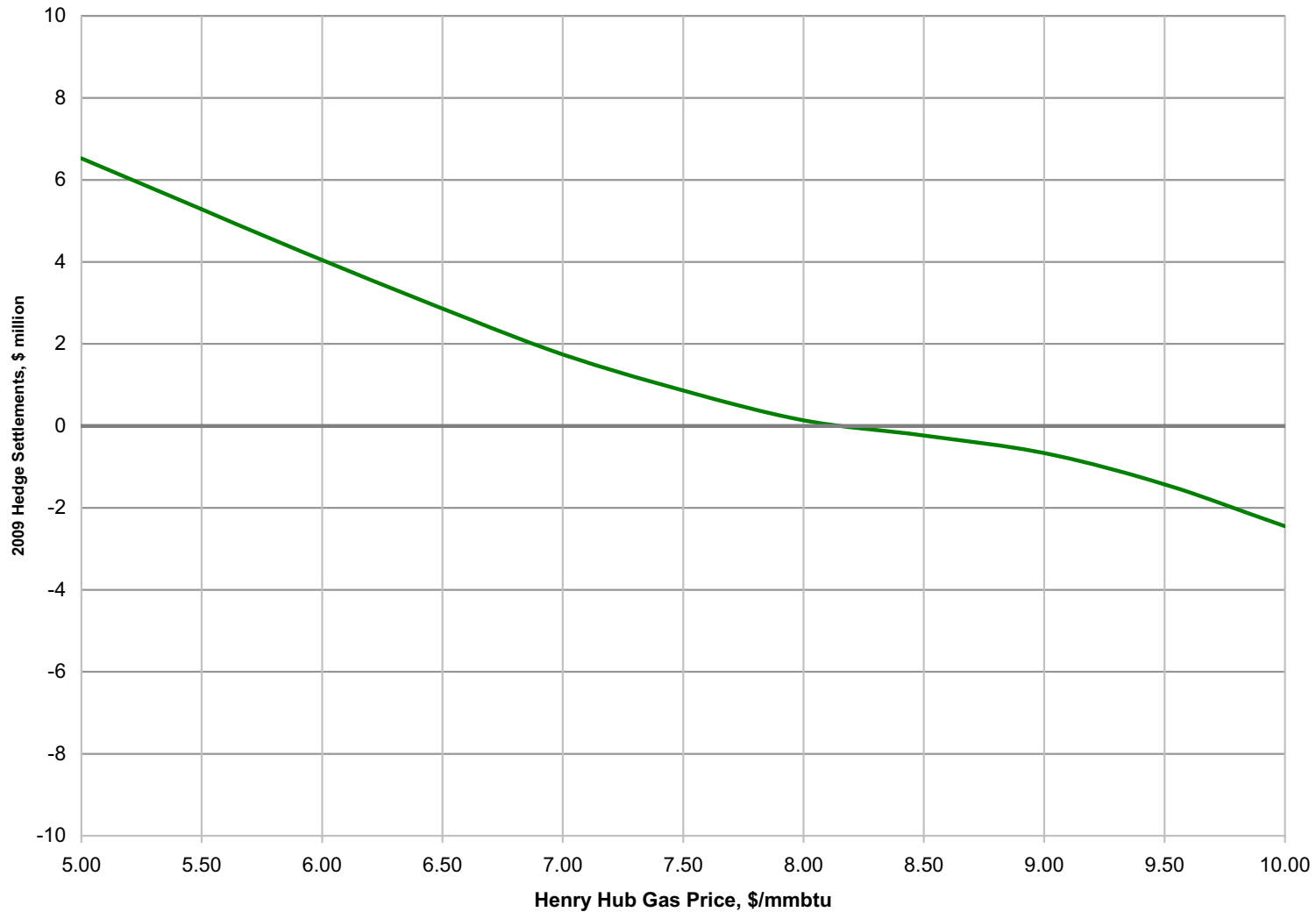
Assumes flat prices



As of November 19, 2008

2009 Henry Hub Gas Hedge Settlements

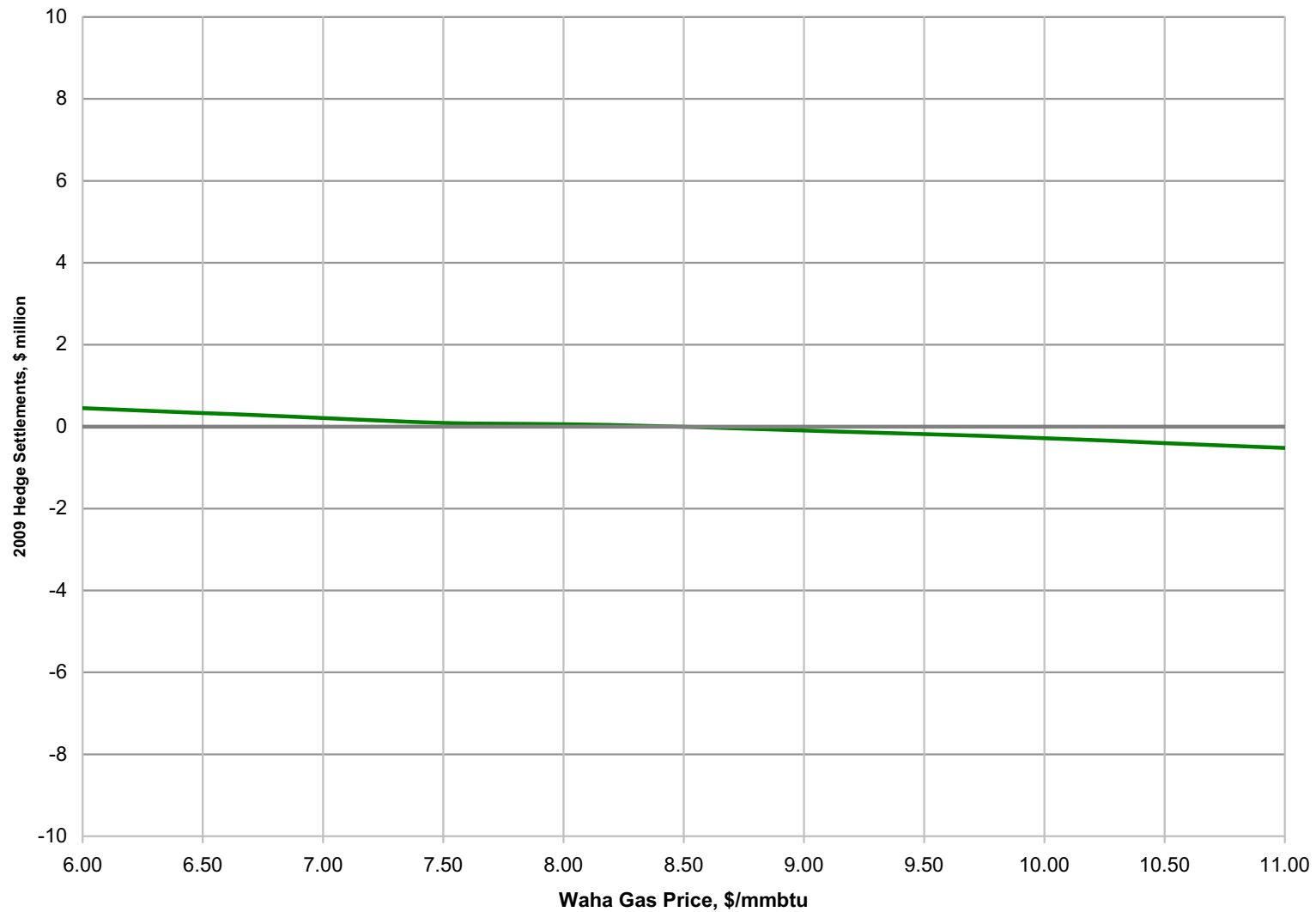
Assumes flat prices



As of November 19, 2008

2009 Waha Gas Hedge Settlements

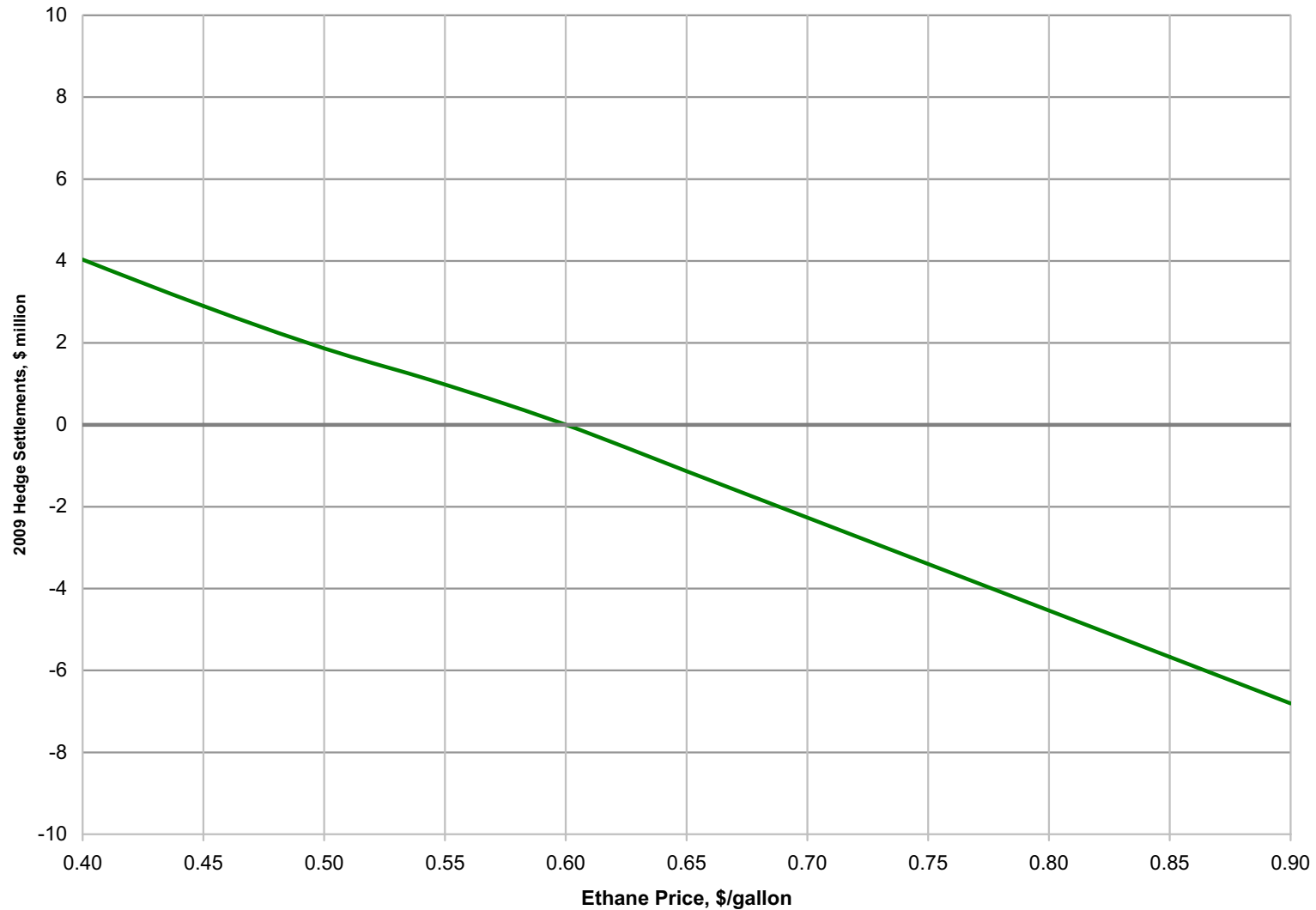
Assumes flat prices



As of November 19, 2008

2009 OPIS Ethane Hedge Settlements

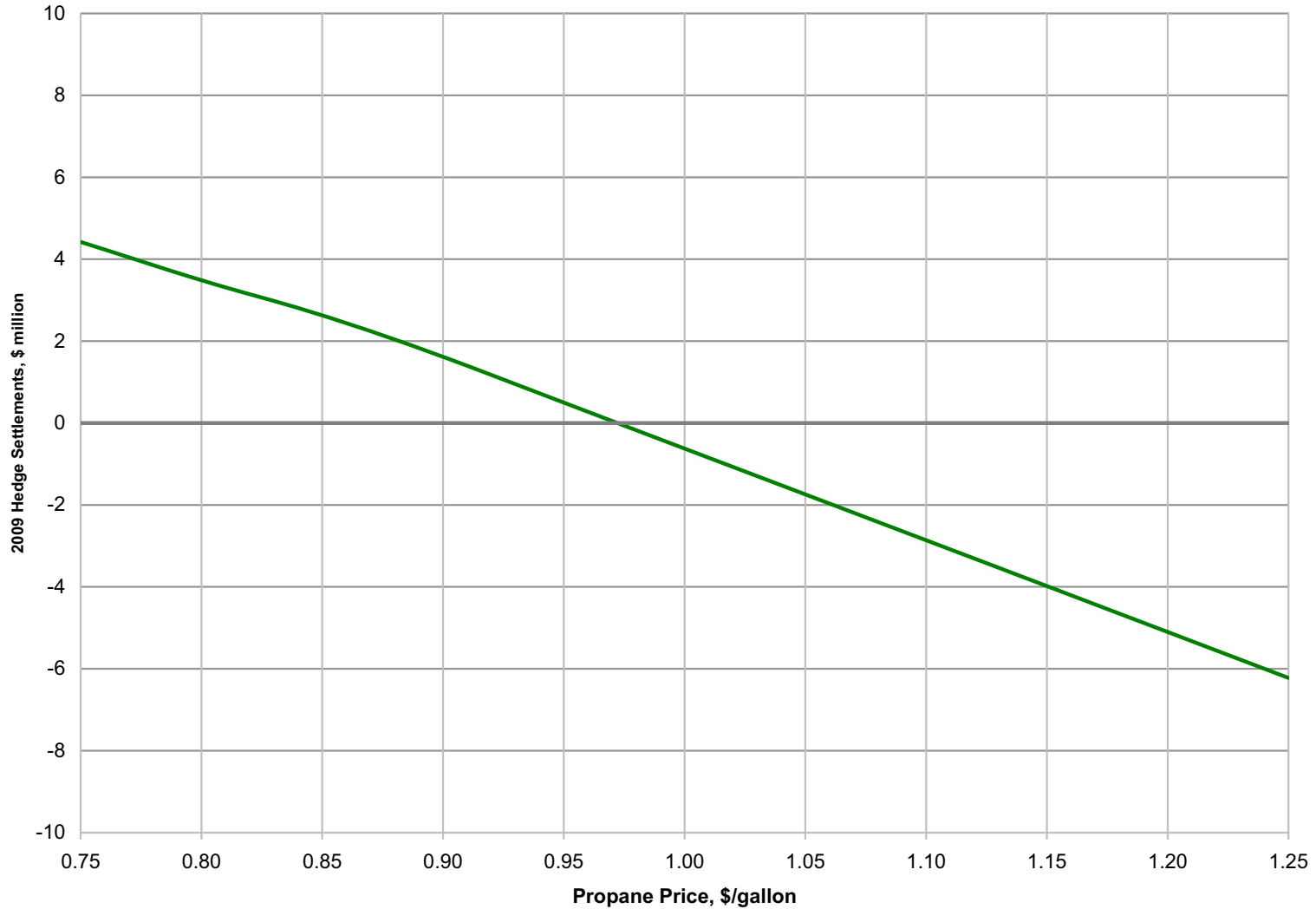
Assumes flat prices



As of November 19, 2008

2009 OPIS Propane Hedge Settlements

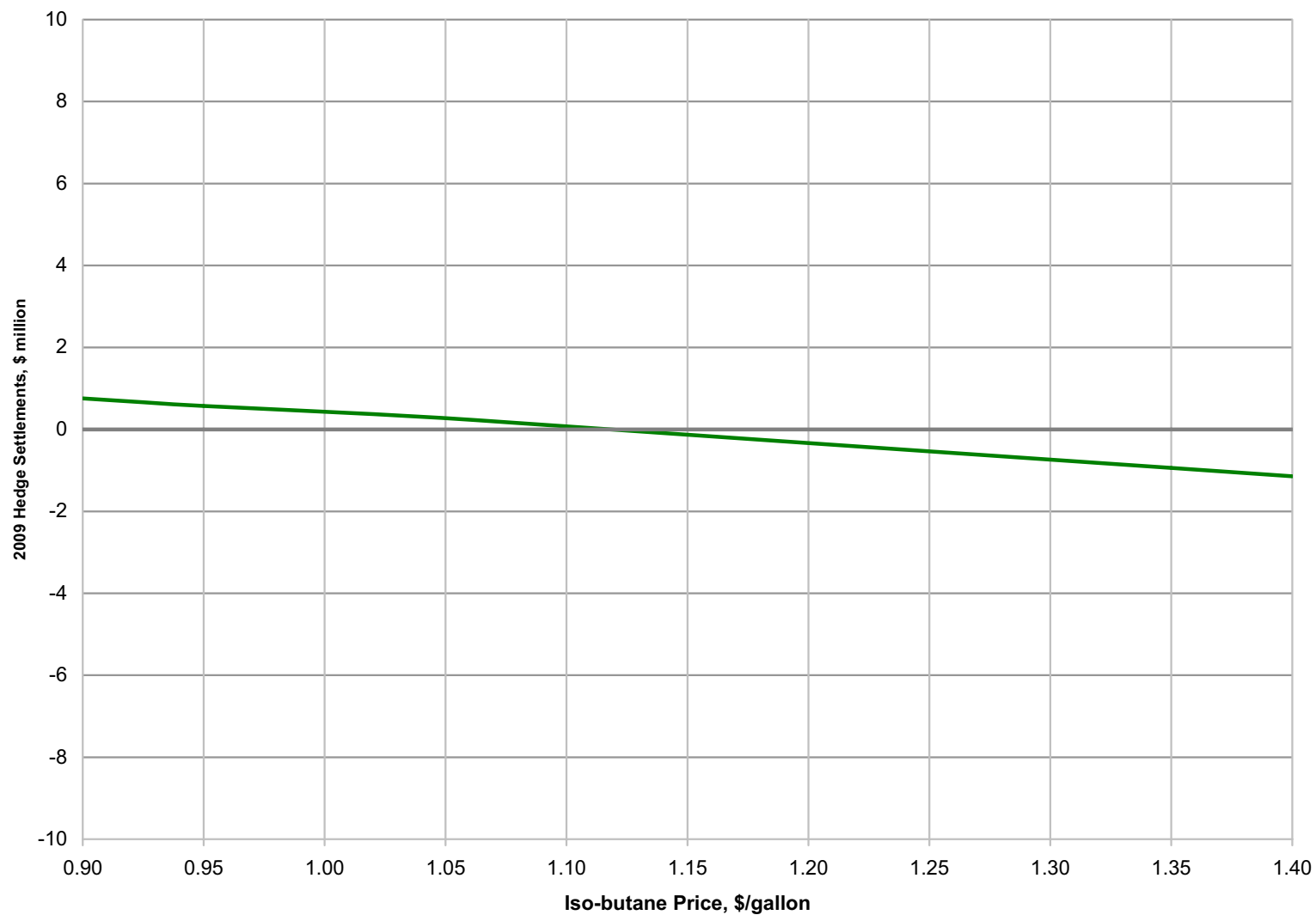
Assumes flat prices



As of November 19, 2008

2009 OPIS Iso Butane Hedge Settlements

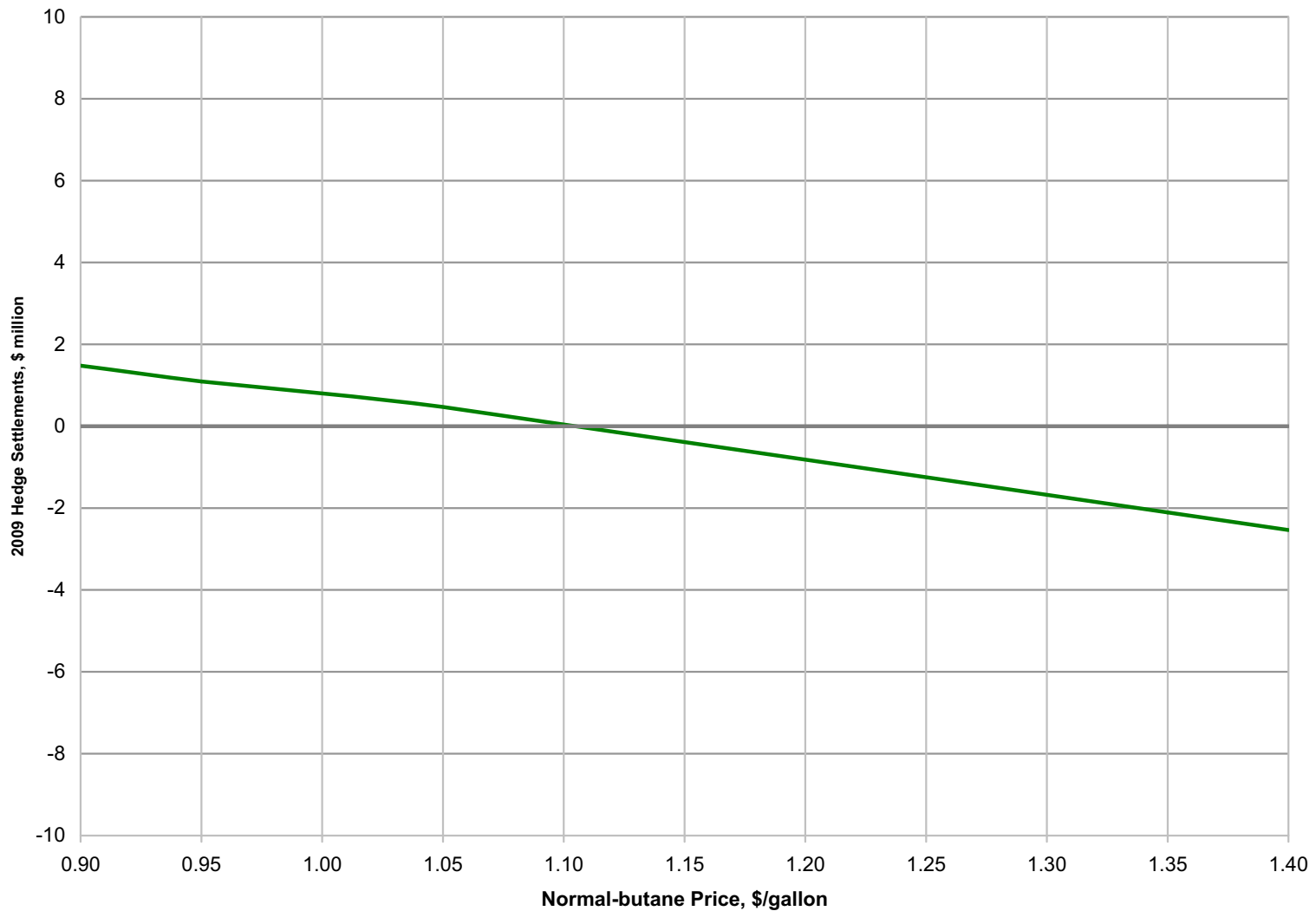
Assumes flat prices



As of November 19, 2008

2009 OPIS Normal Butane Hedge Settlements

Assumes flat prices



As of November 19, 2008