

A stylized graphic of an eye in blue and white, positioned behind the word 'VISION'.

LCA
VISION

Earning Trust Every Moment.

Transforming Lives Every Day.

Forward-Looking Statements

This presentation contains forward-looking statements that are subject to risks and uncertainties including, but not limited to, the impact of competition and pricing, procedure demand and marketplace acceptance, and unforeseen fluctuations in operating results and other risks detailed from time to time in the company's filings with the Securities and Exchange Commission, including but not limited to, the company's Forms 10-K and 10-Q.

Our Company

- Pure-play in laser vision correction
- Performed over 975,000 procedures since FDA approval in October 1995



- 76 LasikPlus® vision centers located in 59 markets in 33 states



Investment Highlights

- **Established company able to manage through economic uncertainty, capture market share, well positioned for future success**
- **60 million laser vision correction candidates, 10% penetration of self-sustaining market**
- **Strong commitment to marketing activities, patient acquisition, new facilities / expansion, employee training, surgeon relationships**
- **Well-capitalized market leader through organic growth with purchasing power, nationwide footprint, proven know-how**
- **Business model has significant pricing and volume leverage**

U.S. Center Locations

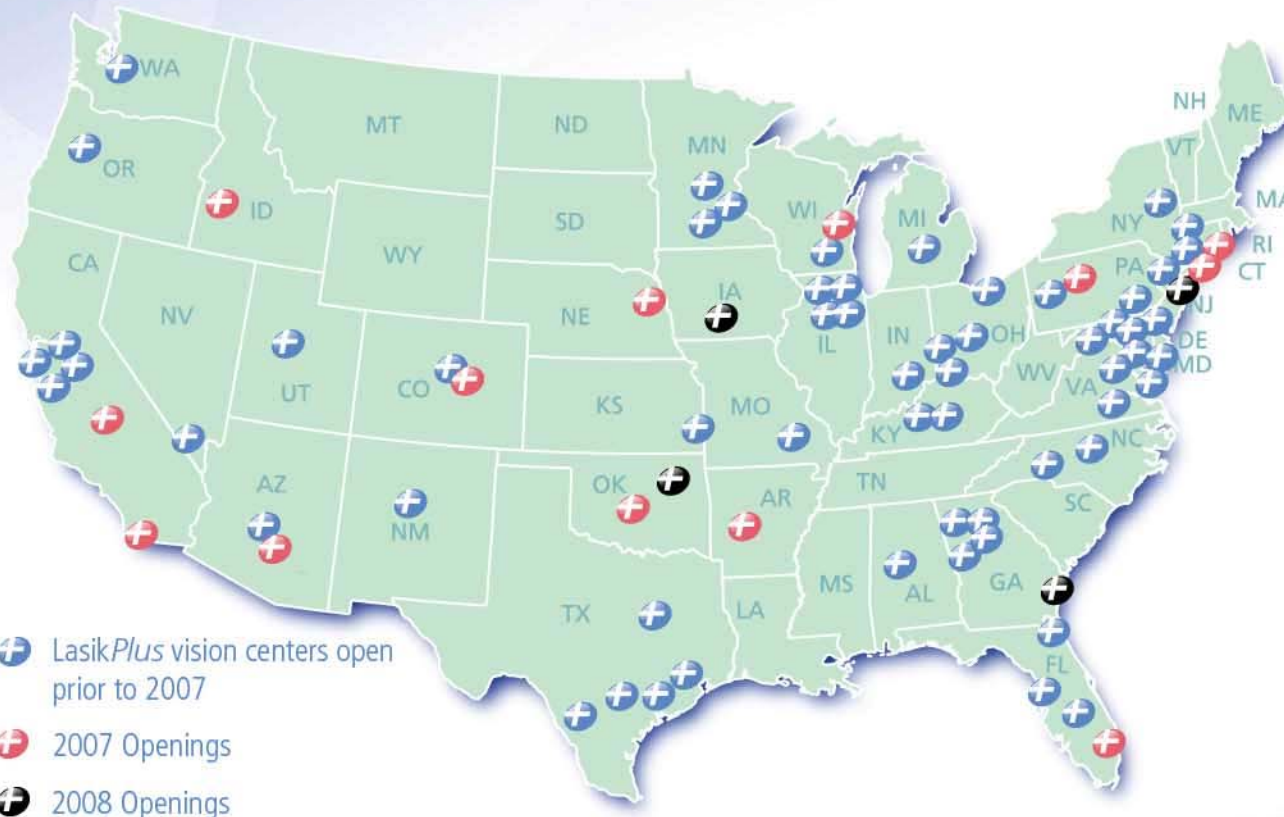
- 76 LasikPlus® vision centers located in 59 markets in 33 states
- 2008: Plans to open 5 to 10 vision centers
- Vision for the Future: Over 120 LasikPlus® vision centers located in the top 100 markets in the U.S.

2007 Openings

1. Long Island, New York
2. Omaha, Nebraska
3. Green Bay, Wisconsin
4. Harrisburg, Pennsylvania
5. Little Rock, Arkansas
6. Colorado Springs, Colorado
7. San Diego, California
8. Oklahoma City, Oklahoma
9. Scarsdale, New York
10. Fresno, California
11. Boise, Idaho
12. Coral Springs, Florida
13. Chandler, Arizona

2008 Openings

1. Savannah, Georgia
2. Des Moines, Iowa
3. Tulsa, Oklahoma
4. Woodbridge, New Jersey

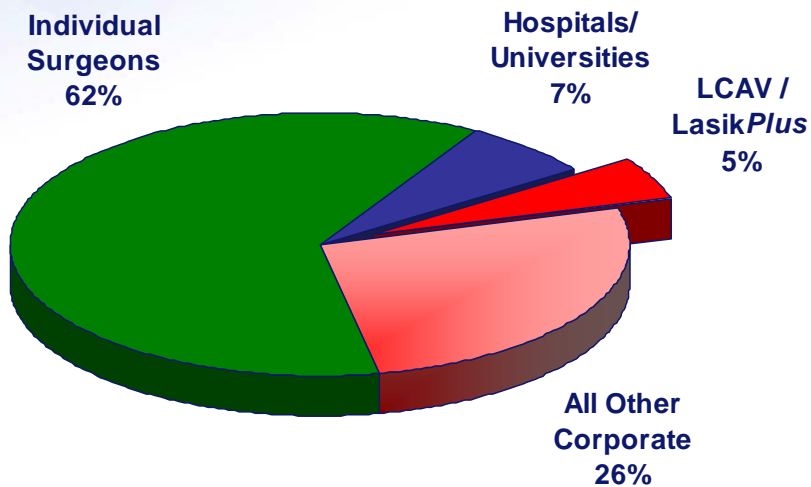


- LasikPlus vision centers open prior to 2007
- 2007 Openings
- 2008 Openings

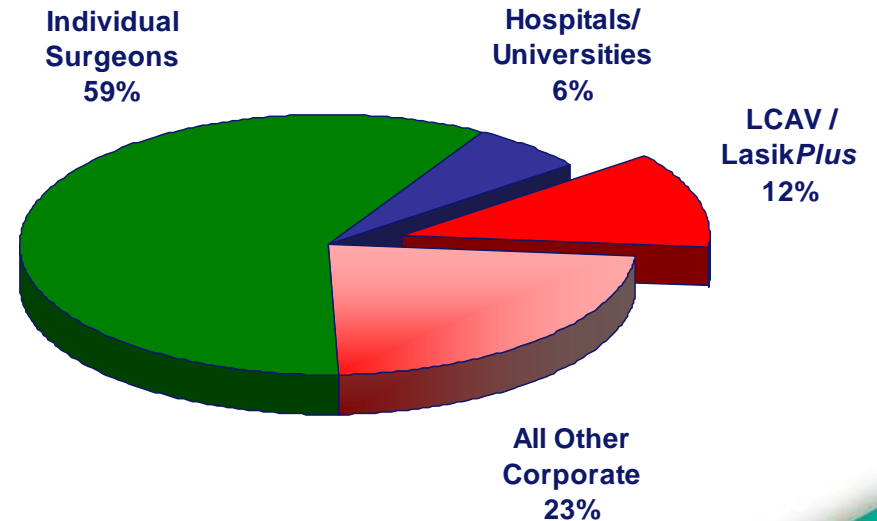
Highly Fragmented Market = Opportunity

Procedures Performed by Market Segment

2003



2008



Industry data obtained from Market Scope (November 2003 and April 2008)
LCA-Vision data is for the most recent quarter ended on March 31, 2008

Business Improvements

- Leadership
 - Further strengthened executive management and operations management teams
- Service Excellence
 - Investing in training programs to enhance the patient experience and improve operating performance
- LasikPlus® Vision Centers
 - Year-to-date opened four vision centers – all in new markets
 - Renovations and relocations of existing locations to reflect retail model
 - Added early morning, evening and weekend hours at all 76 vision centers
 - New national call and data center opened in December 2007
- IntraLase® Technology
- Expense Management
 - Closely managing general and administrative costs
 - Reducing 2Q-08 marketing spend by 15% from 1Q-08 level

Selected Cash Flow Data

(\$ in thousands)

	2006	2007	1Q-2008
Net Cash Provided by Operating Activities	\$ 51,661	\$ 54,979	\$ 9,407
Capital Expenditures	9,656	28,864	9,330
Dividends Paid	11,131	13,984	3,335
Share Repurchase	51,816	44,940	-

May 2008



Earning Trust Every Moment.

Transforming Lives Every Day.

LasikPlus[®]
VISION CENTER  Trust the Plus.[™]

LCAV
NASDAQ
LISTED